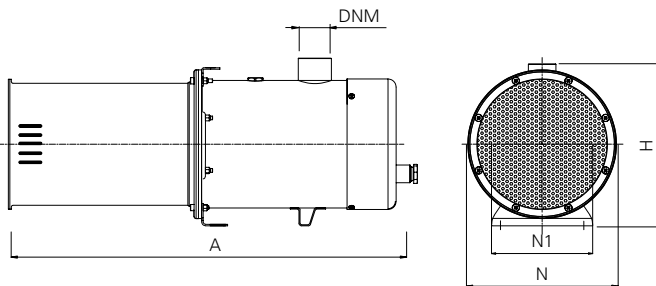


XMF B

Multistage pump for fountains



Description

Pump in Stainless Steel with a body with filter for fountains and water plays.

Applications

- Fountains and water plays
- Cascades for gardens
- Oxygenation of water for fishing breeding
- Protection rating IP 68

Pumped liquid:

Clean water with no abrasive or suspended solids

Liquid temperature +2°C ÷ +40°C

Air temperature max +45°C

Depth max 5 m

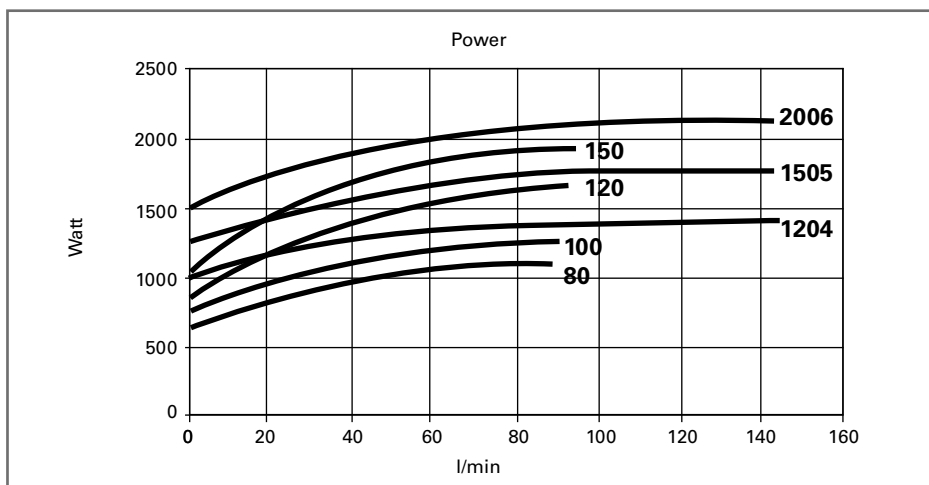
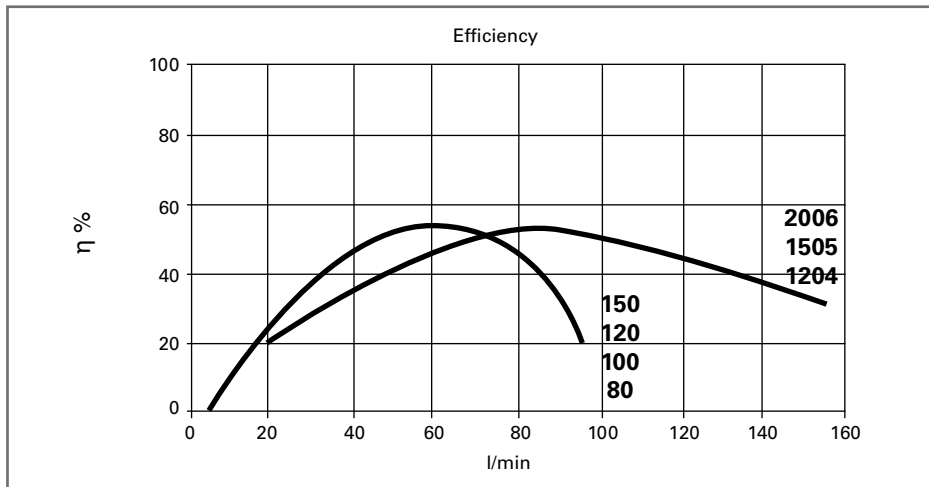
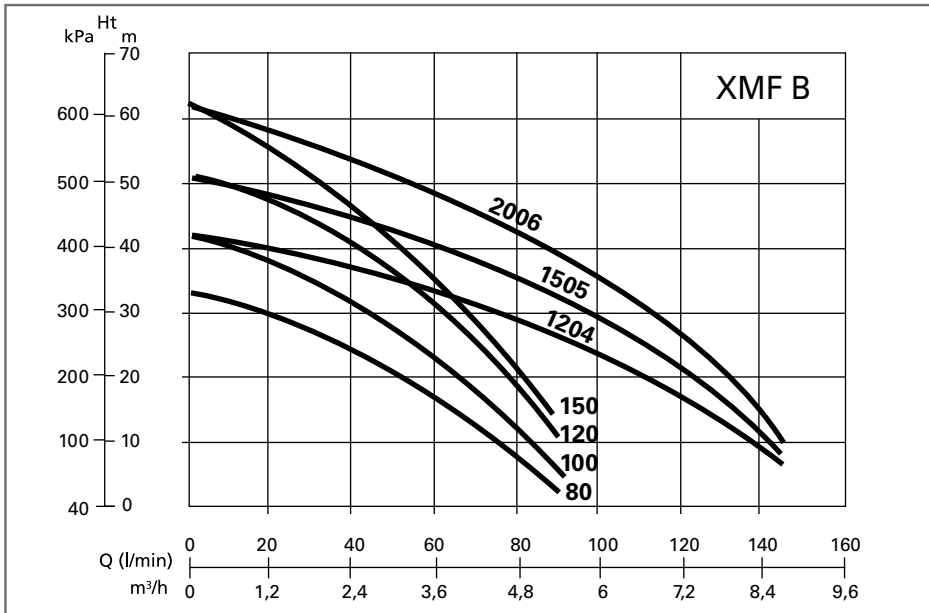
Materials

- Motor body, impellers and pump body: Stainless steel AISI 304
- Technopolymer flange
- Shaft: Stainless steel AISI 420
- Diffuser and impellers (High Flow): Noryl
- Rear cap: Polypropilene
- Basis: Stainless steel AISI 304
- Dumping feet: rubber
- Mechanical seal: Graphite ceramics
- Oil chamber on the mechanical seal
- A2 Stainless steel bolts
- NBR70 O-ring
- H07RN8-F Electric cable 10m length with Schuko plug
- Class F insulated motors

| | Code | P ₂ Nom. | | 3 ~ 50Hz Amp. | | 1 ~ 50Hz Amp. | Cap μF | Stages | Q (lt/m) Flow | | | | | | | | Dimensions mm | | | | | Wgt.kg | |
|----------|----------|---------------------|------|---------------|-------|---------------|--------|--------|---------------|----|----|----|----|----|----|----|---------------|-----|-----|-----|-----|--------|------|
| | | kW | Hp | 230 V | 400 V | 230 V | | | 0 | 30 | 40 | 50 | 60 | 70 | 80 | 90 | A | N | H | N1 | DNM | | |
| | | Total Hm in CA | | | | | | | | | | | | | | | | | | | | | |
| LOW FLOW | MAN 1-PH | XMF80B | 0,60 | 0,8 | - | - | 5,15 | 16 | 3 | 33 | 28 | 23 | 20 | 18 | 13 | 10 | 7 | 557 | 210 | 394 | 136 | 1"¼ | 14,5 |
| | XMF100B | 0,75 | 1 | - | - | 6,0 | 18 | 4 | 42 | 35 | 30 | 28 | 24 | 18 | 15 | 10 | 557 | 210 | 394 | 136 | 1"¼ | 15 | |
| | XMF120B | 0,90 | 1,2 | - | - | 7,2 | 20 | 5 | 52 | 43 | 40 | 35 | 30 | 25 | 20 | 15 | 557 | 210 | 394 | 136 | 1"¼ | 16 | |
| | XMF150B | 1,1 | 1,5 | - | - | 7,6 | 20 | 6 | 63 | 47 | 45 | 43 | 36 | 30 | 25 | 17 | 557 | 210 | 394 | 136 | 1"¼ | 17 | |
| LOW FLOW | MAN 3-PH | XMF80BT | 0,60 | 0,8 | 2,4 | 1,6 | - | - | 3 | 33 | 28 | 23 | 20 | 18 | 13 | 10 | 7 | 557 | 210 | 394 | 136 | 1"¼ | 14,5 |
| | XMF100BT | 0,75 | 1 | 3 | 2 | - | - | 4 | 42 | 35 | 30 | 28 | 24 | 18 | 15 | 10 | 557 | 210 | 394 | 136 | 1"¼ | 15 | |
| | XMF120BT | 0,90 | 1,2 | 3,3 | 2,5 | - | - | 5 | 52 | 43 | 40 | 35 | 30 | 25 | 20 | 15 | 557 | 210 | 394 | 136 | 1"¼ | 16 | |
| | XMF150BT | 1,1 | 1,5 | 3,6 | 2,7 | - | - | 6 | 63 | 47 | 45 | 43 | 36 | 30 | 25 | 17 | 557 | 210 | 394 | 136 | 1"¼ | 17 | |

| | Code | P ₂ Nom. | | 3 ~ 50Hz Amp. | | 1 ~ 50Hz Amp. | Cap μF | Stages | Q (lt/m) Flow | | | | | | | Dimensions mm | | | | | Wgt.kg | |
|-----------|-------------|---------------------|------|---------------|-------|---------------|--------|--------|---------------|----|----|----|-----|-----|-----|---------------|-----|-----|-----|-----|--------|----|
| | | kW | Hp | 230 V | 400 V | 230 V | | | 0 | 30 | 50 | 70 | 100 | 120 | 145 | A | N | H | N1 | DNM | | |
| | | Total Hm in CA | | | | | | | | | | | | | | | | | | | | |
| HIGH FLOW | MAN 1-PH | XMF1204BHF | 0,90 | 1,2 | - | - | 6,4 | 20 | 4 | 43 | 38 | 34 | 30 | 24 | 16 | 6 | 557 | 210 | 394 | 136 | 1"¼ | 16 |
| | XMF1505BHF | 1,10 | 1,5 | - | - | 7,3 | 25 | 5 | 51 | 46 | 43 | 38 | 30 | 21 | 9 | 557 | 210 | 394 | 136 | 1"¼ | 17 | |
| | XMF2006HF | 1,50 | 2,0 | - | - | 10,1 | 30 | 6 | 62 | 55 | 51 | 45 | 34 | 24 | 10 | 557 | 210 | 394 | 136 | 1"¼ | 19 | |
| HIGH FLOW | MAN 3-PH | XMF1204BTHF | 0,90 | 1,2 | 3,1 | 2,2 | - | - | 4 | 43 | 38 | 34 | 30 | 24 | 16 | 6 | 557 | 210 | 394 | 136 | 1"¼ | 16 |
| | XMF1505BTHF | 1,10 | 1,5 | 3,5 | 2,5 | - | - | 5 | 51 | 46 | 43 | 38 | 30 | 21 | 9 | 557 | 210 | 394 | 136 | 1"¼ | 17 | |
| | XMF2006THF | 1,50 | 2,0 | 4,2 | 3,0 | - | - | 6 | 62 | 55 | 51 | 45 | 34 | 24 | 10 | 557 | 210 | 394 | 136 | 1"¼ | 19 | |

Curves and performance $\eta = 2900$ 1/min



Impeller Stainless steel AISI 304 (LOW FLOW pumps)



Technopolymer impeller (HIGH FLOW pumps)



Ringbolt



Motor body with delivery mouth



Technopolymer motor support